

NEW HILUX | SINGLE CABIN 4x2

TYPE DIESEL

TYPE GASOLINE



SINGLE CABIN DASHBOARD DIESEL TYPE & GASOLINE TYPE



2GD Engine

A high performance engine with fuel efficient that gives driving experience in every journey



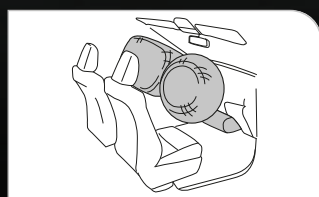
Dual VVT-i

A powerful but fuel efficiency engine that give exhilarating driving experience in every journey



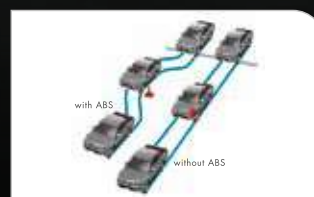
Eco Lamp Indicator

The Eco Lamp Indicator helps you to get more miles out of each tank of gas and drive more efficiently
(All Type)



Front Driver Airbags + Passenger Airbags, Driver Knee Airbags

The airbags will inflate to protect the driver's and front passenger's head and all body parts in the event of a frontal collision
(All Type)



Anti-lock Braking System (ABS) & Electronic Brake-force Distribution (EBD)

Prevent wheel lock-up during sudden braking, ensuring vehicle stability to maneuver when the obstacles come
(All Type)

SPEKIFIKASI (SPECIFICATION)

SPESIFIKASI / SPECIFICATION	MODEL & TIPE	SINGLE CABIN 4x2	
		2.0 Gasoline M/T	2.4 Diesel M/T
DIMENSION & WEIGHT / DIMENSI & BERAT			
Keseluruhan / Overall	Panjang / Length	mm	4.935
	Lebar / Width	mm	1.800
	Tinggi / Height	mm	1.685
Jarak Poros Roda / Wheelbase		mm	2.750
Jarak Pijak / Tread	Depan / Front	mm	1.510
	Belakang / Rear	mm	1.510
Ukuran Dek / Deck Size	Panjang / Length	mm	1.980
	Lebar / Width	mm	1.575
	Tinggi / Height	mm	480
Berat Kosong / Curb Weight	kg	1.538	1.623
GVW	kg	2.640	2.720
ENGINE / MESIN			
Tipe Mesin / Engine Type		1TR-FE, 4 Cylinders, In Line 16-Valve DOHC Dual VVT-i	2 GD-FTV, 4 Cylinders, In Line 16-Valve DOHC with VNT Intercooler
Bore X Stroke	mm	86.0 X 86.0	92.0 x 90.0
Isi Silinder / Displacement	cc	1.998	2.393
Maximum Power	ps / rpm	139/5.600	149.6/3.400
Maximum Torque	kgm / rpm	18.7/4.000	35/1.400-2.800
Fuel	System	Fuel Injection	Fuel Injection w/ Common Rail
	Type	Gasoline	Diesel
	Tank capacity	ltr	65
CHASSIS AND DRIVE TRAIN			
Sistem Kendali / Drive System	Type	2WD	
Transmisi / Transmission		5 M/T	
Perbandingan Gigi / Gear ratio	1 st	4.313	
	2 nd	2.330	
	3 rd	1.436	
	4 th	1.000	
	5 th	0.838	
	Reserve	4.220	
Suspensi / Suspension	Depan / Front	Double Wishbone	
	Belakang / Rear	Leaf Spring Rigid Axle	
Sistem Kemudi / Steering Gear		Rack & Pinion	
Sistem Rem / Brake System	Depan / Front	15" Ventilated Disc	
	Belakang / Rear	Leading Trailing Drum	
Velg dan Roda / Tire & Wheels		205/70 R15 Steel	
Roda Cadangan / Spare Tire		205/70 R15 Steel	
SAFETY			
ABS & EBD		With	
SRS Airbag		Front D+P, D-Knee	

- Untuk peningkatan mutu dan penyesuaian dengan perkembangan teknologi, PT Toyota-Astra Motor sewaktu-waktu dapat mengubah spesifikasi, perlengkapan standar atau data lain dalam lembar spesifikasi ini.
/ PT Toyota-Astra Motor reserves the right to alter any details of specifications and equipments without prior notice.
- Spesifikasi dan kelengkapan dapat berbeda dengan gambar di brosur ini, tergantung model kendaraan
/ Details and specifications may differ from the picture shown, depending on models.

NEW

HILUX

SINGLE CABIN 4X2

COLOR OPTION (PILIHAN WARNA)

SUPER WHITE II

ATTITUDE BLACK METALIC

SILVER METALIC*

DARK GRAY MICA METALIC*

*Waktu inden minimal 3 bulan (perkiraan waktu bisa berubah tergantung dengan keadaan pabrik). / With minimum 3 months indent time (the time could be changed depending on factory state).




Toyota didukung oleh sales outlet dan layanan purna jual (service & spare parts) yang tersebar di seluruh Indonesia dan selalu siap melayani Anda. Untuk mengetahui dealer Toyota terdekat di kota Anda, hubungi Toyota Customer Care atau akses website.



Authorized Toyota Dealer



GET YOUR TOYOTA WITH CREDIT SIMULATION. SCAN HERE!



SCAN HERE TO KNOW MORE ABOUT HILUX SINGLE CABIN DETAILED SPECIFICATIONS, 360 VISUALIZATION, COLOR OPTIONS, AND THE AVAILABLE PRICE.