

**RISE ABOVE CHALLENGES,
THRIVE FOR SUCCESS**

**NEW
HILUX**

BUILT FOR BETTER



V TYPE DOUBLE CABIN

2.4L V 4X4 A/T

TYPE V

4x4



V TYPE DOUBLE CABIN
2.4L V 4X4 A/T



V Type Double Cabin

HEADLAMP DESIGN

A sharp design and auto-leveling LED projector give a tough look yet perfect vision in any road conditions.
(V Type Double Cabin)



V Type Double Cabin

REAR COMBI LAMP DESIGN

A bolder LED tail light giving a unique and advanced image.
(V Type Double Cabin)



V Type Double Cabin

ILLUMINATED ENTRY

There will be light on the ignition and room lamp area for better visibility at night.
(All Type)



V Type Double Cabin

FLAT HEAD UNIT DESIGN

Equipped with great entertainment of 7" display audio which can be connected to DVD, Radio, USB, and Bluetooth.
(V Type Double Cabin)



V Type Double Cabin

STEERING ADJUSTMENT

With the tilt telescopic feature to adjust the position to make it more comfortable for anyone.
(V & G Type Double Cabin; Single Cabin DSL 4x4 Type)



V Type Double Cabin

COMBIMETER DESIGN

Combining the element of high-class and precision to create an even tougher image. Also with MID to ensure better visibility for road information. Equipped with ECO indicator zone for any feedback on the driving behavior.
(V & G Type Double Cabin)



V Type Double Cabin

6 SPEED AUTOMATIC WITH SPORT SEQUENTIAL SHIFTMATIC

The 6-speed automatic transmission generates a smooth driving feel and excellent driving performance.
(V Type Double Cabin)



V Type Double Cabin

LUXURIOUS BLACK LEATHER SEAT & NEW ADAPTABLE DUAL AUTO AC 5 MODE

First-row leather seat with luxurious black color with New Adaptable Dual Auto AC 5 Mode that gives you a luxurious feeling while driving.
(V Type Double Cabin)

TYPE G

4X4



G TYPE DOUBLE CABIN
2.4L G 4X4 M/T



50 YEARS OF RELIABILITY AND ENDURANCE DELIVERING THE 2019 DAKAR WORLD CHAMPIONSHIP



PROMINENT BLACK SEAT COLOR
Bringing the toughness even to the inside, with a luxurious and strong black with a grey pattern.
(G Type Double Cabin)



17" ALLOY WHEEL
With a new dark grey design to give a strong and tough look.
(V & G Type Double Cabin)



HEADLAMP DESIGN
A sharp design with separated high and low beam to give you better visibility on the road.
(G & E Type Double Cabin)



FRONT CHROME GRILL
A bold and iconic trapezoidal design to give a stronger presence for its new look.
(V & G Type Double Cabin)



FLAT HEAD UNIT DESIGN
Equipped with a capacitive screen that can be connected to Radio, USB, AUX, Bluetooth* for entertainment on the go.
(G & E Type Double Cabin)
* Bluetooth only available on G Type.



LED FOG LAMP DESIGN
To enhance visibility as well as giving a long-lasting performance.
(V & G Type Double Cabin)



STEERING SWITCH (AUDIO, TELEPHONE, VR, MID)
Steering wheel designed for excellent operability, incorporating control switches for audio, telephone, VR, and MID.
(V & G Type Double Cabin)

TYPE E

4x4



E TYPE DOUBLE CABIN

2.4L E 4x4 M/T



E Type Double Cabin

REAR DIFFERENTIAL LOCK SYSTEM

The system helps secure traction when driving in muddy terrain or in unlikely situations when the vehicle is stuck.

(All Type Double Cabin; Single Cabin DSL 4x4 Type)



E Type Double Cabin

EASY 4x4 SWITCH

Significantly enhancing operability and convenience with the new dial-type switch.

(All Type Double Cabin; Single Cabin DSL 4x4 Type)



E Type Double Cabin

ALL-TERRAIN 17" WHEEL

To give unmatched confidence to cross any kinds of road conditions.

For MT (Mud Terrain) Tire Spec, please contact nearest dealer

(E Type Double Cabin)



E Type Double Cabin

NEW STYLISH DASHBOARD COLOUR

A black dashboard color to enhance the interior for your luxurious driving experience.

(E Type Double Cabin)



E Type Double Cabin

STEERING ADJUSTMENT

With the tilt feature to adjust the position to make it more comfortable for anyone.

(E Type Double Cabin)



SINGLE CABIN
2.4 DIESEL 4x4 M/T

SINGLE CABIN | DIESEL 4x4



V Type Double Cabin

SUN VISOR

To help reduce the effects of sun glare so that driving visibility remains comfortable.
(All Type Double Cabin; Single Cabin DSL 4x4 Type)
(Only E Type without mirror)



V Type Double Cabin

OVERHEAD CONSOLE

A spacious extra storage for sunglasses or other things.
(All Type)



G Type Double Cabin

AIR CONDITIONER

The air conditioner that will make your journey more comfortable.
(G & E Type Double Cabin; Single Cabin DSL 4x4 Type)



SUPER GD ENGINE

GD ENGINE - DIESEL

Raising the bar with greater power.
More efficient and extra quiet.
(V, G & E Type Double Cabin; Single Cabin DSL 4x4 Type)



E Type Double Cabin


ECO LAMP INDICATOR

The Eco Lamp Indicator helps you to get more miles out of each tank of gas and drive more efficiently.
(All Type)

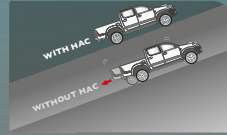
Safety & Security



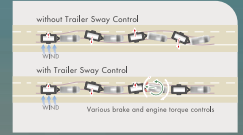
IMMOBILIZER
With our top-notch security system to prevent theft.
(All Type)



VEHICLE STABILITY CONTROL
Maintaining the vehicle stability when doing a sharp turn to avoid over or under-steering.
(V & G Type Double Cabin)



HILL ASSIST CONTROL
Preventing vehicle to slip backward on an uphill road.
(V & G Type Double Cabin)



TRAILER SWAY CONTROL
Integrated with VSC, this feature stabilizes and prevent any sway that can be dangerous for the vehicle and surrounding.
(V & G Type Double Cabin)



FRONT DRIVER AIRBAG + PASSENGER AIRBAG, DRIVER KNEE AIRBAG, SIDE AIRBAG + CURTAIN SHIELD AIRBAG
(V Type Double Cabin)



EMERGENCY BRAKE SIGNAL
Giving a signal and alerting the driver to maintain a safe distance to avoid a collision.
(V & G Type Double Cabin)



ANTI-LOCK BRAKING SYSTEM (ABS) & ELECTRONIC BRAKE-FORCE DISTRIBUTION (EBD)
Prevent wheel lock-up during sudden braking, ensuring vehicle stability to maneuver when the obstacles come.
(All Type)

SPECIFICATION

SPECIFICATION	MODEL & TYPE	SINGLE CABIN		DOUBLE CABIN	
		2.4 Diesel 4x4 M/T	2.4L E 4x4 M/T	2.4L G 4x4 M/T	2.4L V 4x4 A/T
DIMENSION & WEIGHT					
Overall	Length	mm	5,265	5,285	5,325
	Width	mm	1,800		1,855
	Height	mm	1,795		1,815
Wheelbase		mm			3,085
Tread	Front	mm	1,500		1,540
	Rear	mm	1,510		1,550
Deck Size	Length	mm	2,350		1,525
	Width	mm	1,575		1,540
	Height	mm			480
Curb Weight		kg	2,010	2,005	2,010
GVW		kg	2,870		2,910
ENGINE					
Engine Type		2 GD-FTV, 4 Cylinders, In Line 16-Valve DOHC with VNT Intercooler			
Bore X Stroke	mm	92 x 90			
Displacement	cc	2,393			
Maximum Power	ps / rpm	149.6 / 3,400			
Maximum Torque	kgm / rpm	35 / 1,400-2,800			
Fuel	System	Fuel Injection w/ Common Rail			
	Type	Diesel			
	Tank capacity	ltr	80		
CHASSIS AND DRIVE TRAIN					
Drive System	Type	4WD (PART TIME) with rear differential lock			
Transmission		6 M/T		6 A/T w/ Sport Sequential Shiftmatic	
Gear ratio	1 st	4.784		3.600	
	2 nd	2.423		2.090	
	3 rd	1.443		1.488	
	4 th	1.000		1.000	
	5 th	0.777		0.687	
	6 th	0.643		0.580	
	Reserve	4.066		3.732	
	Differential Gear Ratio	3.583		4.100	
Suspension	Front	Double Wishbone			
	Rear	Leaf Spring Rigid Axle			
Steering Gear		Rack & Pinion			
Brake System	Front	16" Ventilated Disc			
	Rear	Leading Trailing Drum			
Tire & Wheels		225/70 R17 Steel	265/65 R17 Steel	265/65 R17 Alloy	
Spare Tire		225/70 R17 Steel	265/65 R17 Steel	265/65 R17 Steel	
SAFETY					
ABS & EBD		With		With +BA, VSC, TSC, HAC	
SRS Airbag		Front D+P, D-Knee		Front D+P, D-Knee, SA, CSA	

• PT Toyota-Astra Motor reserves the right to alter any details of specifications and equipments without prior notice.
• Details and specifications may differ from the picture shown, depending on models.

NEW HILUX

SUPER WHITE II

ATTITUDE BLACK METALIC

SILVER METALIC

DARK GRAY MICA METALIC



Toyota didukung oleh sales outlet dan layanan purna jual (service & spare parts) yang tersebar di seluruh Indonesia dan selalu siap melayani Anda. Untuk mengetahui dealer Toyota terdekat di kota Anda, hubungi Toyota Customer Care atau akses website.

t-care
Always Serve. Always Care.
BEBAS BIAYA JASA & SUKU CADANG*
SERVIS RUTIN SETIAP 6 BULAN

SCAN QR CODE UNTUK
DAPATKAN VOUCHER

SERVIS EKSPRES 3 TAHUN

DAPATKAN 3+ TAHUN (20.000 KM) EXTENDED WARRANTY

SCAN HERE TO KNOW MORE ABOUT HILUX DOUBLE CABIN DETAILED SPECIFICATIONS, 360 VISUALIZATION, COLOR OPTIONS, AND THE AVAILABLE PRICE.

GET YOUR TOYOTA WITH CREDIT SIMULATION, SCAN HERE!

Authorized Toyota Dealer